



POLSKI ZWIĄZEK SPORTU
PSICH ZAPRZĘGÓW



WYNIKI NA DZIEŃ 16.10.2011 r.

WYNIKI OFICJALNE/OFFICIAL RESULTS

Miejsce Rank	Nr start St.num	Nazwisko i imię Name	Klub / Kraj Team / Nat	Time I Czas I	Speed I Prędkosc I	Time II Czas II	Speed II Prędkosc II	Time TOTAL
-----------------	--------------------	-------------------------	---------------------------	------------------	-----------------------	--------------------	-------------------------	---------------

Kategoria BIKE-JORING MEN - 4210m

1	21	SCHUMET EDVARD	SLOWENIA	00:08:42,18	30.68	00:07:59,28	31.62	00:16:41,46
2	13	TRACZ IGOR (*)	POLAND	00:08:37,15	30.98	00:08:08,27	31.04	00:16:45,42
3	22	DLUGOLECKI MAREK	POLAND	00:08:41,21	30.74	00:08:07,46	31.09	00:16:48,67
4	5	TRACZ OLGIERD	POLAND	00:08:46,39	30.43	00:08:05,75	31.20	00:16:52,14
5	18	JASICZAK KAJETAN	POLAND	00:08:55,37	29.92	00:08:15,05	30.62	00:17:10,42
6	3	ŚWIDERSKI MICHAŁ	POLAND	00:09:04,41	29.43	00:08:31,93	29.61	00:17:36,34
7	11	ČECHURA LUKÁŠ	CZECH REPUBLIC	00:09:32,85	27.97	00:08:40,11	29.14	00:18:12,96
8	1	NATALIS BENOÛT	BELGIUM	00:09:45,20	27.38	00:08:46,66	28.78	00:18:31,86
9	9	RAKOSKI PIOTR	POLAND	00:09:43,48	27.46	00:08:48,66	28.67	00:18:32,14
10	15	PACZYŃSKI LUKASZ	POLAND	00:09:40,70	27.59	00:09:08,98	27.61	00:18:49,68
11	7	STEINMETZ PASCAL	FRANCE	00:09:42,79	27.49	00:09:09,04	27.60	00:18:51,83
12	19	LÉCHOT JULIEN	SWITZERLAND	00:09:50,29	27.14	00:09:03,78	27.87	00:18:54,07
13	12	DAVID MILOŠ	CZECH REPUBLIC	00:09:51,21	27.10	00:09:17,98	27.16	00:19:09,19
14	17	MENCÁK JIŘÍ	CZECH REPUBLIC	00:09:53,49	26.99	00:09:19,30	27.10	00:19:12,79
15	2	STEJSKAL TOMÁŠ	CZECH REPUBLIC	00:10:00,53	26.68	00:09:31,62	26.51	00:19:32,15
16	4	STROZYKOWSKI DAVID	FRANCE	00:10:26,05	25.59	00:09:46,58	25.84	00:20:12,63
17	14	DEL CANTO ALVAREZ FCO.	SPAIN	00:11:07,36	24.01	00:10:09,94	24.85	00:21:17,30
18	8	MATUŠKA JOZEF	SLOVAKIA	00:11:24,34	23.41	00:10:25,27	24.24	00:21:49,61
20		LEMOIGNE ANTONY	FRANCE	00:16:13,83		DNS		DNS
6		LÜTHI STEFAN	SWITZERLAND	DNS		DNS		DNS
10		FORMANEK MARIO	AUSTRIA	DNS		DNS		DNS
16		BLEYER FRIEDRICH	AUSTRIA	DNS		DNS		DNS
23		ZUPANIČ PATRIK	SLOWENIA	DNS		DNS		DNS

Kategoria BIKE-JORING WOMEN - 4210m

1	26	JARECKA AGNIESZKA	POLAND	00:09:08,60	29.20	00:09:06,99	27.71	00:18:15,59
2	42	PEKÁRKOVÁ VENDULA	CZECH REPUBLIC	00:09:43,80	27.44	00:08:53,49	28.41	00:18:37,29
3	277	VALKOVA RENATA	CZECH REPUBLIC	00:10:09,03	26.30	00:09:12,42	27.44	00:19:21,45
4	25	RYCHWALSKA AGNIESZKA	POLAND	00:10:11,06	26.22	00:09:28,16	26.68	00:19:39,22
5	39	DRASLAROVÁ JANA	CZECH REPUBLIC	00:10:23,57	25.69	00:09:16,98	27.21	00:19:40,55
6	35	FULLERINGER ANNE	FRANCE	00:11:19,72	23.57	00:10:26,05	24.21	00:21:45,77
7	27	BOILLAT SÉVERINE	SWITZERLAND	00:11:12,13	23.83	00:10:36,76	23.80	00:21:48,89
8	31	MAREŠOVÁ NICOLE	CZECH REPUBLIC	00:11:19,85	23.56	00:11:30,42	21.95	00:22:50,27
9	30	GEETS EVI	BELGIUM	00:12:07,50	22.02	00:11:21,16	22.25	00:23:28,66
10	37	VERMOT MÉLANIE	SWITZERLAND	00:11:58,84	22.29	00:11:44,92	21.50	00:23:43,76
11	38	CHAVEZ ALEXANDRA	GERMANY	00:13:09,94	20.28	00:11:21,32	22.25	00:24:31,26
12	28	DE MUNTER MATHILDE	FRANCE	00:14:18,73	18.66	00:13:22,22	18.89	00:27:40,95
13	41	MONDELAERS LEEN	BELGIUM	00:14:43,16	18.14	00:13:54,48	18.16	00:28:37,64
14	33	ISERHARDT BARBARA	SWITZERLAND	00:15:50,64	16.85	00:13:03,34	19.35	00:28:53,98
15	40	COWELL EMMA	UNITED KINGDOM	00:14:48,62	18.03	00:14:09,31	17.85	00:28:57,93
16	24	SVÉDA FRUZSINA	HONGRIA	00:15:47,45	16.91	00:14:22,48	17.57	00:30:09,93
17	36	SPENCER CLAIRE	UNITED KINGDOM	00:21:33,64	12.38	00:14:54,84	16.94	00:36:28,48
32		NOË ANN	BELGIUM	00:16:08,20		DNS		DNS
29		WIŚNIEWSKA JOANNA	POLAND	DNS		DNS		DNS
34		VANHOVE ANNE	FRANCE	DNS		DNS		DNS



WYNIKI NA DZIEŃ 16.10.2011 r.

WYNIKI OFICJALNE/OFFICIAL RESULTS

POLSKI ZWIĄZEK SPORTU PSICH ZAPRZĘGÓW

Miejsce Rank	Nr start St.num	Nazwisko i imię Name	Klub / Kraj Team / Nat	Time I Czas I	Speed I Prędkosc I	Time II Czas II	Speed II Prędkosc II	Time TOTAL
-----------------	--------------------	-------------------------	---------------------------	------------------	-----------------------	--------------------	-------------------------	---------------

Kategoria BIKE-JORING MASTER MEN I -
4210m

1	44	CRETENAND DOMINIK	SWITZERLAND	00:09:05,81	29.35	00:08:28,64	29.80	00:17:34,45
2	48	ETTWILLER STEPHANE	FRANCE	00:09:19,26	28.64	00:08:33,35	29.52	00:17:52,61
3	50	LISZKA GRZEGORZ	POLAND	00:09:27,44	28.23	00:08:45,13	28.86	00:18:12,57
4	53	WIRZ PATRICK	SWITZERLAND	00:09:50,58	27.13	00:09:04,04	27.86	00:18:54,62
5	54	ŚWIERZEWSKI MARCIN	POLAND	00:09:59,34	26.73	00:09:15,40	27.29	00:19:14,74
6	56	KLIKAR RICHARD	CZECH REPUBLIC	00:10:07,37	26.38	00:09:12,49	27.43	00:19:19,86
7	46	OBERMEIER GEORG	GERMANY	00:10:08,29	26.34	00:09:32,36	26.48	00:19:40,65
8	43	CHARMILLOT THIERRY	SWITZERLAND	00:10:23,76	25.68	00:09:40,70	26.10	00:20:04,46
9	49	FEYEN ANDY	BELGIUM	00:10:55,38	24.44	00:10:07,73	24.94	00:21:03,11
10	52	KAY-KUJAWSKI PETER	UNITED KINGDOM	00:13:35,53	19.64	00:12:04,86	20.91	00:25:40,39
11	55	CROOK DAVE	UNITED KINGDOM	00:15:49,10	16.88	00:13:58,26	18.08	00:29:47,36
	51	BLAESS CHRISTOPHE	FRANCE	00:10:48,44		DNS		DNS
	45	RÁBA TAMÁS	HONGRIA	DNS		DNS		DNS
	47	OBERHEIM JÜRGEN	GERMANY	DNF		DNF		DNF

Kategoria BIKE-JORING MASTER WOMEN
I - 4210m

1	61	KOSTBAHN BIRGIT	GERMANY	00:11:24,12	23.42	00:10:40,77	23.65	00:22:04,89
2	59	BRECKNELL JO	UNITED KINGDOM	00:12:06,29	22.06	00:10:27,04	24.17	00:22:33,33
3	58	DUPORT CORINNE	FRANCE	00:14:38,17	18.24	00:14:12,79	17.77	00:28:50,96
4	60	PEETERS KARIN	BELGIUM	00:15:35,02	17.13	00:13:17,42	19.01	00:28:52,44
	57	STÜCKRATH BIRGITTA	GERMANY	DNS		DNS		DNS

Kategoria BIKE-JORING MASTER MEN II -
4210m

1	64	VACKE IVO	CZECH REPUBLIC	00:10:16,29	25.99	00:09:21,56	26.99	00:19:37,85
2	67	ŁUKASZEWSKI MIROSLAW	POLAND	00:10:45,62	24.81	00:09:38,67	26.19	00:20:24,29
3	66	KÄSER BEAT	SWITZERLAND	00:12:50,82	20.78	00:11:44,01	21.53	00:24:34,83
4	68	DUPORT MAURICE	FRANCE	00:15:53,37	16.80	00:15:24,59	16.39	00:31:17,96
	62	SZACH ANDRZEJ	POLAND	DNF		DNS		DNS
	63	CHABANON ALAIN	FRANCE	DNS		DNS		DNS
	65	DUTHILLEUL PHILIPPE	FRANCE	DNS		DNS		DNS

Kategoria BIKE-JORING MASTER WOMEN
II - 4210m

1	70	WIRZ BARBARA	SWITZERLAND	00:10:10,54	26.24	00:09:20,47	27.04	00:19:31,01
2	69	PERŮTKOVÁ IVANA	CZECH REPUBLIC	00:12:13,21	21.85	00:11:04,19	22.82	00:23:17,40
	71	GRISIUS EMMANUELLE	FRANCE	DNS		DNS		DNS

Kategoria BIKE-JORING MASTER MEN III -
4210m

1	72	TALBOT JEAN-PIERRE	BELGIUM	00:10:11,07	26.22	00:09:15,75	27.27	00:19:26,82
2	73	DONNEZ JEAN	FRANCE	00:11:04,62	24.10	00:09:46,59	25.84	00:20:51,21



WYNIKI NA DZIEŃ 16.10.2011 r.

WYNIKI OFICJALNE/OFFICIAL RESULTS

Miejsce Rank	Nr start St.num	Nazwisko i imię Name	Klub / Kraj Team / Nat	Time I Czas I	Speed I Prędkosc I	Time II Czas II	Speed II Prędkosc II	Time TOTAL
-----------------	--------------------	-------------------------	---------------------------	------------------	-----------------------	--------------------	-------------------------	---------------

Kategoria BIKE-JORING MASTER WOMEN

III - 4210m

1	74	BONTRONT ANNICK	FRANCE	00:38:47,53	6.88	00:41:31,35	6.08	01:20:18,88
---	----	------------------------	--------	--------------------	------	--------------------	------	--------------------

Kategoria BIKE-JORING JUNIORS MEN -

4210m

1	76	SITEK RYSZARD	POLAND	00:09:02,16	29.55	00:08:27,69	29.85	00:17:29,85
2	80	BOLCATO ALEXIS	FRANCE	00:09:01,06	29.61	00:08:30,95	29.66	00:17:32,01
3	75	SMIRNOV ALEKSEI	RUSSIAN FEDERATION	00:10:31,76	25.36	00:09:37,62	26.24	00:20:09,38
	77	MEISSNER ADRIAN	SWITZERLAND	DNS		DNS		DNS
	78	ZUPANIČ ŽAN	SLOVENIA	DNS		DNS		DNS
	79	TEKELJAK ŠIMON	SLOVAKIA	DNS		DNS		DNS

Kategoria BIKE-JORING JUNIORS WOMEN

- 4210m

1	83	KACZYŃSKA AGATA	POLAND	00:09:15,32	28.85	00:08:40,77	29.10	00:17:56,09
2	82	SELIVANOVA ANNA	RUSSIAN FEDERATION	00:09:30,20	28.10	00:08:33,99	29.49	00:18:04,19
3	81	KAMIŃSKA OLIWIA	POLAND	00:10:29,34	25.46	00:09:45,69	25.88	00:20:15,03
4	84	DUPORT CINDY	FRANCE	00:11:54,88	22.41	00:09:59,86	25.27	00:21:54,74

Kategoria CANICROSS MEN - 4460m

1	98	SPEHLER SEBASTIEN	FRANCE	00:05:09,33	25.49	00:11:24,50	23.46	00:16:33,83
2	104	LEYON ROBIN	BELGIUM	00:05:16,62	24.90	00:12:11,66	21.94	00:17:28,28
3	126	MONDELAERS KEVIN	BELGIUM	00:05:36,56	23.43	00:12:34,20	21.29	00:18:10,76
4	85	FOCHLER PETR	CZECH REPUBLIC	00:05:36,51	23.43	00:12:53,49	20.76	00:18:30,00
5	127	LEMOIGNE ANTONY	FRANCE	00:05:43,72	22.94	00:12:46,30	20.95	00:18:30,02
6	125	CAILLET SAMUEL	FRANCE	00:05:45,21	22.84	00:12:46,88	20.94	00:18:32,09
7	110	BRYLEWSKI MATEUSZ	POLAND	00:05:52,90	22.34	00:12:48,75	20.89	00:18:41,65
8	94	URBAN JOZEF	SLOVAKIA	00:05:53,01	22.33	00:12:51,58	20.81	00:18:44,59
9	276	SUCHY JIŘÍ	CZECH REPUBLIC	00:05:45,95	22.79	00:12:59,46	20.60	00:18:45,41
10	111	JAKUBAŠEK DÁVID	SLOVAKIA	00:05:50,28	22.51	00:13:00,61	20.57	00:18:50,89
11	92	BABINYECH JÓZSEF	HONGRIA	00:06:26,22	20.41	00:13:02,24	20.53	00:19:28,46
12	124	BIERCZAK MACIEJ	POLAND	00:06:04,00	21.66	00:13:26,60	19.91	00:19:30,60
13	87	VAN DE PUTTE CEDRIC	BELGIUM	00:06:05,58	21.57	00:13:27,08	19.89	00:19:32,66
14	122	ŽENÍŠEK MICHAL	CZECH REPUBLIC	00:06:09,44	21.34	00:13:42,75	19.52	00:19:52,19
15	95	NÉMEDI ZOLTÁN	HONGRIA	00:06:19,52	20.77	00:13:45,33	19.45	00:20:04,85
16	105	SZÁSZ MIHÁLY	HONGRIA	00:06:22,25	20.63	00:13:50,39	19.34	00:20:12,64
17	89	HALADA TOMÁŠ	CZECH REPUBLIC	00:06:23,54	20.56	00:13:52,28	19.29	00:20:15,82
18	86	ELLIS TIM	UNITED KINGDOM	00:06:14,95	21.03	00:14:06,79	18.96	00:20:21,74
19	128	ETXEBERRIA PEDRO	SPAIN	00:06:22,00	20.64	00:14:10,40	18.88	00:20:32,40
20	90	NEUBERT IVO	GERMANY	00:06:11,21	21.24	00:14:45,21	18.14	00:20:56,42
21	106	BOUDRON JUAN-BAPTISTE	BELGIUM	00:06:33,90	20.02	00:14:38,77	18.27	00:21:12,67
22	103	VÖGELI FABIAN	SWITZERLAND	00:06:25,23	20.47	00:14:50,69	18.03	00:21:15,92
23	123	BENDA MARTIN	SLOVAKIA	00:06:34,68	19.98	00:14:45,68	18.13	00:21:20,36
24	112	ACKX TOM	BELGIUM	00:06:39,75	19.72	00:14:50,21	18.04	00:21:29,96
25	91	MRÓZEK ROBERT	POLAND	00:06:43,92	19.52	00:15:11,58	17.61	00:21:55,50
26	116	BORISOV PETR	RUSSIAN FEDERATION	00:06:40,01	19.71	00:15:37,82	17.12	00:22:17,83




WYNIKI NA DZIEŃ 16.10.2011 r.

WYNIKI OFICJALNE/OFFICIAL RESULTS

Miejsce Rank	Nr start St.num	Nazwisko i imię Name	Klub / Kraj Team / Nat	Time I Czas I	Speed I Prędkosc I	Time II Czas II	Speed II Prędkosc II	Time TOTAL
27	107	REICHEL T LARS	GERMANY	00:06:46,36	19.40	00:15:36,81	17.14	00:22:23,17
28	102	GYSELINCK STIJN	BELGIUM	00:06:34,93	19.96	00:15:58,93	16.74	00:22:33,86
29	120	LOCKHART CHRIS	UNITED KINGDOM	00:07:00,30	18.76	00:15:40,22	17.08	00:22:40,52
30	114	KOLOSANOV IVAN	RUSSIAN FEDERATION	00:06:35,78	19.92	00:16:05,81	16.62	00:22:41,59
31	99	VAN OOST TONY	BELGIUM	00:07:01,28	18.71	00:15:47,54	16.94	00:22:48,82
32	121	FRINGELI JÉRÔME	SWITZERLAND	00:07:00,55	18.75	00:16:12,65	16.51	00:23:13,20
33	93	DREYER SEBASTIEN	FRANCE	00:07:04,80	18.56	00:16:11,91	16.52	00:23:16,71
34	88	KUNZMANN THORSTEN	GERMANY	00:07:04,18	18.59	00:16:31,56	16.19	00:23:35,74
35	97	LEVRAND DANIEL	SWITZERLAND	00:07:15,85	18.09	00:16:42,11	16.02	00:23:57,96
36	108	ALONSO PEDROSA ROBERTO	SPAIN	00:07:29,37	17.54	00:16:46,84	15.95	00:24:16,21
37	118	PLUZHNIKOV ANDREY	RUSSIAN FEDERATION	00:07:26,73	17.65	00:17:03,07	15.69	00:24:29,80
38	100	DE FENOYL GEOFFROY	FRANCE	00:07:43,57	17.01	00:17:33,30	15.24	00:25:16,87
39	119	WYDMUCH WOJCIECH	POLAND	00:07:35,67	17.30	00:17:49,44	15.01	00:25:25,11
40	96	MARTIN ANDY	UNITED KINGDOM	00:08:17,10	15.86	00:18:06,06	14.78	00:26:23,16
41	117	ORTEGA MINGUEZ CARLOS	SPAIN	00:08:29,38	15.48	00:18:48,22	14.23	00:27:17,60
42	101	HARWOOD JAMES	UNITED KINGDOM	00:08:35,59	15.29	00:19:06,09	14.01	00:27:41,68
43	109	BETREMIEUX PASCAL	BELGIUM	00:08:51,97	14.82	00:19:44,48	13.56	00:28:36,45
	113	IMIOLCZYK NIKOLAS	POLAND	DNS		DNS		DNS
	115	CHOFFEY OLIVIER	FRANCE	DNS		DNS		DNS

Kategoria CANICROSS WOMEN - 4460m

1	152	ŠTĚPÁNKOVÁ MARTINA	CZECH REPUBLIC	00:06:05,81	21.55	00:14:24,20	18.58	00:20:30,01
2	156	KLIKAROVÁ SOŇA	CZECH REPUBLIC	00:06:34,54	19.98	00:14:31,39	18.43	00:21:05,93
3	130	SOBECKÁ HALÍŘOVÁ JARMILA	CZECH REPUBLIC	00:06:22,23	20.63	00:14:57,49	17.89	00:21:19,72
4	133	VANDERZWALMEN SABINE	BELGIUM	00:06:51,71	19.15	00:15:04,89	17.74	00:21:56,60
5	153	MAJKOWSKA JAGODA	POLAND	00:06:46,81	19.38	00:15:26,35	17.33	00:22:13,16
6	138	VANHOVE ANNE	FRANCE	00:07:04,38	18.58	00:15:37,46	17.13	00:22:41,84
7	132	GROS NUŠA	SLOWENIA	00:07:29,66	17.53	00:15:55,45	16.80	00:23:25,11
8	145	FRIX ELKE	BELGIUM	00:07:33,56	17.38	00:16:27,63	16.26	00:24:01,19
9	146	KORIS EDINA	HONGRIA	00:07:52,15	16.70	00:17:47,82	15.04	00:25:39,97
10	139	LEMAIRE CHRISTELLE	BELGIUM	00:08:35,16	15.30	00:17:27,50	15.33	00:26:02,66
11	142	DE KEYZER CAROLIEN	BELGIUM	00:08:15,85	15.90	00:18:58,57	14.10	00:27:14,42
12	151	JOURDES LISE	FRANCE	00:08:25,47	15.60	00:19:34,10	13.68	00:27:59,57
13	134	TOOP SAMANTHA	UNITED KINGDOM	00:09:11,49	14.30	00:19:16,43	13.88	00:28:27,92
14	148	BEELE TINE	BELGIUM	00:09:00,82	14.58	00:19:37,15	13.64	00:28:37,97
15	154	VAN LAECKEN NATHALIE	BELGIUM	00:08:58,37	14.64	00:19:47,40	13.52	00:28:45,77
16	147	PETTINGILL HARRIET	UNITED KINGDOM	00:09:34,61	13.72	00:20:22,43	13.13	00:29:57,04
17	135	ZEMČEKOVÁ JANA	SLOVAKIA	00:08:41,99	15.10	00:21:21,60	12.53	00:30:03,59
18	131	SAXTON CLAIRE	UNITED KINGDOM	00:09:41,42	13.56	00:21:11,17	12.63	00:30:52,59
19	137	CHEVAILLIER BARBARA	BELGIUM	00:09:45,27	13.47	00:21:18,60	12.56	00:31:03,87
20	136	GEETS EVI	BELGIUM	00:08:08,03	16.15	00:23:16,18	11.50	00:31:24,21
21	150	ROCK VICTORIA	UNITED KINGDOM	00:10:53,78	12.06	00:23:02,06	11.62	00:33:55,84
22	143	JUNOD LAURENCE	SWITZERLAND	00:10:41,89	12.28	00:24:32,33	10.91	00:35:14,22
23	155	ISERHARDT BARBARA	SWITZERLAND	00:11:00,51	11.94	00:25:20,64	10.56	00:36:21,15
24	141	MARCLAY MICH?LE	SWITZERLAND	00:11:41,79	11.23	00:25:24,58	10.53	00:37:06,37
25	144	LEHALLE SOPHIE	FRANCE	00:11:53,74	11.05	00:27:36,17	9.69	00:39:29,91
	280	BENDOVÁ ANNA	SLOVAKIA	DNS		DNS		DNS
	140	KALAT JOLANTA	POLAND	DNS		DNS		DNS



WYNIKI NA DZIEŃ 16.10.2011 r.

WYNIKI OFICJALNE/OFFICIAL RESULTS

Miejsce Rank	Nr start St.num	Nazwisko i imię Name	Klub / Kraj Team / Nat	Time I Czas I	Speed I Prędkosc I	Time II Czas II	Speed II Prędkosc II	Time TOTAL
-----------------	--------------------	-------------------------	---------------------------	------------------	-----------------------	--------------------	-------------------------	---------------

149 **WOLFOVÁ KATEŘINA** CZECH REPUBLIC DNS DNS DNS

Kategoria CANICROSS MASTER MEN I -
4460m

1	163	WERY PHILIPPE	BELGIUM	00:05:54,77	22.22	00:13:18,71	20.10	00:19:13,48
2	166	ŽEPIČ DAMJAN	SLOWENIA	00:05:59,92	21.90	00:13:15,48	20.18	00:19:15,40
3	165	DESHAYES JEAN PHILIPPE	FRANCE	00:05:57,97	22.02	00:13:21,09	20.04	00:19:19,06
4	157	CRETENAND DOMINIK	SWITZERLAND	00:06:00,62	21.86	00:13:19,30	20.09	00:19:19,92
5	160	VANDUEREN MARC	BELGIUM	00:06:10,69	21.27	00:13:52,62	19.28	00:20:03,31
6	167	JÁNOŠÍK RUDOLF	CZECH REPUBLIC	00:06:15,75	20.98	00:13:50,75	19.33	00:20:06,50
7	175	PASCOE JASON (*)	UNITED KINGDOM	00:06:21,72	20.65	00:14:11,99	18.85	00:20:33,71
8	176	DELAPLACE BENOIT	FRANCE	00:06:16,79	20.92	00:14:29,11	18.47	00:20:45,90
9	162	SALVADO ROBERTO	SPAIN	00:06:33,70	20.03	00:14:53,39	17.97	00:21:27,09
10	178	READE IAN	UNITED KINGDOM	00:07:03,74	18.61	00:15:37,77	17.12	00:22:41,51
11	161	CARDON STEPHANE	FRANCE	00:07:20,79	17.89	00:16:20,03	16.38	00:23:40,82
12	170	AERTS FRANKY	BELGIUM	00:07:11,17	18.29	00:16:32,62	16.18	00:23:43,79
13	159	PERKO MIRKO	SLOWENIA	00:07:16,65	18.06	00:16:31,94	16.19	00:23:48,59
14	174	ARIJS BART	BELGIUM	00:07:17,59	18.02	00:16:56,21	15.80	00:24:13,80
15	158	COOK RICHARD	UNITED KINGDOM	00:08:14,87	15.93	00:19:36,12	13.65	00:27:50,99
16	173	SENDALL NICK	UNITED KINGDOM	00:08:20,93	15.74	00:19:33,45	13.68	00:27:54,38
17	164	JURY DAVE	UNITED KINGDOM	00:09:00,43	14.59	00:19:44,09	13.56	00:28:44,52
18	177	FEYEN ANDY	BELGIUM	00:10:02,39	13.09	00:19:47,94	13.52	00:29:50,33
19	171	LÜTHI MARKUS	SWITZERLAND	00:09:43,78	13.51	00:22:01,63	12.15	00:31:45,41
	168	OYAERT ERIC	BELGIUM	00:06:39,01		DNS		DNS
	169	FISHER WAYNE	UNITED KINGDOM	DNS		DNS		DNS
	172	ALTHOFF MARKUS	AUSTRIA	DNS		DNS		DNS

Kategoria CANICROSS MASTER WOMEN I
- 4460m

1	179	ZATORSKA IZABELA	POLAND	00:06:51,71	19.15	00:15:14,21	17.56	00:22:05,92
2	189	CAUDRON MILLY	BELGIUM	00:07:24,93	17.72	00:16:56,31	15.80	00:24:21,24
3	186	DEWANNEMAEKER GIGI	BELGIUM	00:08:33,25	15.36	00:18:55,92	14.13	00:27:29,17
4	184	HOLMES WENDY	UNITED KINGDOM	00:08:37,33	15.24	00:19:32,57	13.69	00:28:09,90
5	182	DIETRICH NTHALIE	FRANCE	00:08:11,36	16.05	00:20:10,14	13.27	00:28:21,50
6	180	CROOK-RICHARDS DAWN	UNITED KINGDOM	00:09:08,81	14.37	00:19:49,52	13.50	00:28:58,33
7	183	VAN LAECKEN OLGA	BELGIUM	00:08:41,70	15.11	00:20:19,77	13.16	00:29:01,47
8	181	GRIETEN NANCY	BELGIUM	00:08:51,73	14.83	00:20:25,01	13.11	00:29:16,74
9	188	OBERHEIM HEIKE	GERMANY	00:09:16,37	14.17	00:21:02,03	12.72	00:30:18,40
10	185	BERNHARDT CHRISTIANE	GERMANY	00:08:54,68	14.75	00:21:48,37	12.27	00:30:43,05
11	187	HATHER CATH	UNITED KINGDOM	00:09:48,12	13.41	00:22:19,56	11.99	00:32:07,68

Kategoria CANICROSS JUNIOR MEN -
4460m

1	192	PALUCH KRZYSZTOF	POLAND	00:06:18,53	20.83	00:14:00,52	19.10	00:20:19,05
2	191	BOILLOT QUENTIN	FRANCE	00:06:27,98	20.32	00:15:14,27	17.56	00:21:42,25
3	195	KAZAKOV ANDREY	RUSSIAN FEDERATION	00:07:08,12	18.42	00:15:54,02	16.83	00:23:02,14
4	196	GAWOR DOMINIK	POLAND	00:07:15,70	18.10	00:15:51,22	16.88	00:23:06,92
5	190	SROKA BARTŁOMIEJ	POLAND	00:07:06,37	18.49	00:17:41,03	15.13	00:24:47,40
6	193	KARPOV ALEXANDR	RUSSIAN FEDERATION	00:08:12,97	15.99	00:17:53,30	14.96	00:26:06,27



Góra św. Anny · 15-16 X 2011

WYNIKI NA DZIEŃ 16.10.2011 r.
WYNIKI OFICJALNE/OFFICIAL RESULTS

POLSKI ZWIĄZEK SPORTU
PSICH ZAPRZĘGÓW

Miejsce Rank	Nr start St.num	Nazwisko i imię Name	Klub / Kraj Team / Nat	Time I Czas I	Speed I Prędkosc I	Time II Czas II	Speed II Prędkosc II	Time TOTAL
-----------------	--------------------	-------------------------	---------------------------	------------------	-----------------------	--------------------	-------------------------	---------------

194 **ŻAK DOMINIK**

POLAND

DNS

DNS

DNS

Kategoria CANICROSS JUNIOR WOMEN -
4460m


1	206	VAN HAVERE EVELIN	BELGIUM	00:06:22,10	20.63	00:15:03,45	17.77	00:21:25,55
2	204	JULIEN MADLIE	FRANCE	00:06:51,44	19.16	00:16:18,11	16.42	00:23:09,55
3	197	KUBICZEK JOANNA	POLAND	00:07:20,31	17.91	00:15:53,26	16.84	00:23:13,57
4	209	HOŠEKOVÁ WANDA	SLOVAKIA	00:07:10,95	18.29	00:16:08,43	16.58	00:23:19,38
5	207	JUREK WERONIKA	POLAND	00:07:06,76	18.47	00:16:20,41	16.38	00:23:27,17
6	208	DERIEMAECCKER INEKE	BELGIUM	00:07:22,34	17.82	00:17:03,60	15.69	00:24:25,94
7	210	VAN HAVERE LAURA	BELGIUM	00:07:52,18	16.70	00:17:37,10	15.19	00:25:29,28
8	202	HAYEZ LOUISE	BELGIUM	00:07:46,70	16.89	00:18:54,35	14.15	00:26:41,05
9	203	SCHOONBAERT KIRSTEN	BELGIUM	00:08:27,21	15.54	00:18:30,00	14.46	00:26:57,21
10	200	RAEMAN NASS?RA	BELGIUM	00:08:26,29	15.57	00:18:42,52	14.30	00:27:08,81
11	198	DERIEMAECCKER FEMKE	BELGIUM	00:08:40,61	15.14	00:19:11,63	13.94	00:27:52,24
12	201	GALUSZKA KINGA	POLAND	00:08:37,82	15.23	00:19:55,48	13.43	00:28:33,30
13	211	AERTS CHRISTY	BELGIUM	00:08:41,20	15.13	00:20:10,17	13.27	00:28:51,37
14	199	JAENEN NELE	BELGIUM	00:09:35,78	13.69	00:26:53,11	9.95	00:36:28,89
	205	ALEXANDER CATHERINE	BELGIUM	DNS		DNS		DNS

Kategoria CANICROSS MASTER MEN II -
4460m

1	217	HOMOLKA RUDOLF	CZECH REPUBLIC	00:06:29,38	20.25	00:14:48,50	18.07	00:21:17,88
2	220	HIEZ PASCAL	FRANCE	00:06:55,85	18.96	00:15:12,53	17.60	00:22:08,38
3	226	OSMUCNIEKS GUNDARS	LETVIA	00:06:47,50	19.35	00:15:22,23	17.41	00:22:09,73
4	214	LASBLEIZ YVON	FRANCE	00:07:13,55	18.18	00:16:16,47	16.44	00:23:30,02
5	215	HUMPHREYS GEORGE	UNITED KINGDOM	00:07:42,19	17.06	00:17:31,04	15.28	00:25:13,23
6	218	LEWANDOWSKI ANDRZEJ	POLAND	00:07:47,26	16.87	00:17:39,06	15.16	00:25:26,32
7	213	WYSOCKI HENRYK	POLAND	00:07:50,77	16.75	00:17:59,40	14.87	00:25:50,17
8	219	CROFT ROBERT	UNITED KINGDOM	00:08:22,71	15.68	00:18:24,57	14.54	00:26:47,28
9	225	POLONI DARIO	UNITED KINGDOM	00:08:28,93	15.49	00:18:42,91	14.30	00:27:11,84
10	212	KÄSER BEAT	SWITZERLAND	00:08:48,02	14.93	00:18:27,82	14.49	00:27:15,84
11	223	MIREK WALDEMAR	POLAND	00:08:52,26	14.81	00:19:34,84	13.67	00:28:27,10
12	221	PRÓCHNIEWICZ KRZYSZTOF	POLAND	00:09:13,68	14.24	00:19:24,36	13.79	00:28:38,04
13	224	DUPORT MAURICE	FRANCE	00:09:33,43	13.75	00:23:12,85	11.53	00:32:46,28
	222	VANHERREWEGE NOËL	BELGIUM	00:07:51,12		DNS		DNS
	216	KUVIK MICHAL	SLOVAKIA	DNS		DNS		DNS

Kategoria CANICROSS MASTER WOMEN II
- 4460m

1	231	LEBLANC THERESE	FRANCE	00:08:29,96	15.46	00:20:24,36	13.11	00:28:54,32
2	230	VAN ACHTER INGRID	BELGIUM	00:08:59,53	14.61	00:20:12,97	13.24	00:29:12,50
3	233	VALENTOVÁ EVA	CZECH REPUBLIC	00:09:09,45	14.35	00:21:20,76	12.54	00:30:30,21
4	227	KÄSER BARBARA	SWITZERLAND	00:09:57,26	13.20	00:22:53,79	11.69	00:32:51,05
5	228	JOHNSON SUE	UNITED KINGDOM	00:10:41,60	12.29	00:24:07,36	11.09	00:34:48,96
6	232	VERMOT CORINNE	SWITZERLAND	00:11:25,85	11.50	00:25:52,91	10.34	00:37:18,76
	229	GRISIUS EMMANUELLE	FRANCE	DNS		DNS		DNS



WYNIKI NA DZIEŃ 16.10.2011 r.

WYNIKI OFICJALNE/OFFICIAL RESULTS

Miejsce Rank	Nr start St.num	Nazwisko i imię Name	Klub / Kraj Team / Nat	Time I Czas I	Speed I Prędkosc I	Time II Czas II	Speed II Prędkosc II	Time TOTAL
-----------------	--------------------	-------------------------	---------------------------	------------------	-----------------------	--------------------	-------------------------	---------------

Kategoria CANICROSS MASTER MEN III - 4460m

1	236	URWIN JAMES	UNITED KINGDOM	00:07:38,53	17.19	00:17:24,29	15.38	00:25:02,82
2	237	FLAVENOT PIERRE	FRANCE	00:07:33,48	17.39	00:17:40,29	15.14	00:25:13,77
3	235	PEQUIGNOT ALAIN	FRANCE	00:09:50,10	13.36	00:21:10,64	12.64	00:31:00,74
4	234	BOIM CEZARIJUS	LITHUANIA	00:13:24,81	9.80	00:29:50,89	8.97	00:43:15,70

Kategoria CANICROSS MASTER WOMEN III - 4460m

1	239	TALBOT DIANA	BELGIUM	00:12:30,87	10.50	00:26:47,35	9.99	00:39:18,22
2	241	DIDIER MAGDA	BELGIUM	00:13:05,81	10.03	00:30:02,94	8.91	00:43:08,75
3	240	BONTRONT ANNICK	FRANCE	00:17:40,11	7.44	00:42:01,00	6.37	00:59:41,11
	238	HANCOCK BARBARA	UNITED KINGDOM	DNS		DNS		DNS

Kategoria CANICROSS YOUNG BOYS - 2170m


1	246	OYAERT MIGUEL	BELGIUM	00:02:48,20	19.48	00:05:32,81	23.47	00:08:21,01
2	251	PALUCH KAROL	POLAND	00:02:55,75	18.64	00:05:31,30	23.58	00:08:27,05
3	244	ARIJS ROBIN	BELGIUM	00:02:57,30	18.48	00:05:48,37	22.42	00:08:45,67
4	249	NAGLIK MATEUSZ	POLAND	00:02:57,02	18.51	00:05:54,06	22.06	00:08:51,08
5	242	PALUCH MATEUSZ	POLAND	00:03:17,84	16.56	00:05:52,79	22.14	00:09:10,63
6	245	GUGUŁA ADRIAN	POLAND	00:03:23,71	16.08	00:06:23,43	20.37	00:09:47,14
7	243	PUKHKALO DANILA	RUSSIAN FEDERATION	00:03:21,16	16.29	00:06:41,92	19.44	00:10:03,08
8	278	ZEPIC ZAN	SLOWENIA	00:03:22,81	16.15	00:06:41,01	19.48	00:10:03,82
9	248	POTAPOV MAXIM	RUSSIAN FEDERATION	00:03:23,76	16.08	00:06:42,12	19.43	00:10:05,88
10	250	KITA MICHAŁ	POLAND	00:06:19,54	8.63	00:12:14,91	10.63	00:18:34,45
	247	KLEIN LEOPOLD	GERMANY	DNS		DNS		DNS

Kategoria CANICROSS YOUNG GIRLS - 2170m

1	253	ZATORSKA KAMILA	POLAND	00:02:54,81	18.74	00:06:12,31	20.98	00:09:07,12
2	254	TRENDELKAMP MAJ-BRIT	GERMANY	00:03:23,86	16.07	00:06:49,16	19.09	00:10:13,02
3	256	HAYEZ ELISABETH	BELGIUM	00:03:39,49	14.93	00:06:46,38	19.22	00:10:25,87
4	252	MASON LIZZIE	UNITED KINGDOM	00:03:37,54	15.06	00:07:11,34	18.11	00:10:48,88
5	257	OBBERHEIM LENA	GERMANY	00:03:54,98	13.94	00:08:08,83	15.98	00:12:03,81
6	255	MATTHEWS LUCY	UNITED KINGDOM	00:04:05,44	13.35	00:08:09,98	15.94	00:12:15,42
7	260	MASON CATHERINE	UNITED KINGDOM	00:04:20,06	12.60	00:08:01,08	16.24	00:12:21,14
8	258	AERTS KELLY	BELGIUM	00:04:07,84	13.22	00:08:26,22	15.43	00:12:34,06
9	259	PAMUŁA KINGA	POLAND	00:04:39,65	11.71	00:08:34,75	15.18	00:13:14,40

Kategoria CANICROSS SCHOOLBOYS - 910m

1	262	JAENEN TOON	BELGIUM	00:03:33,54	15.34	00:03:31,33	15.50	00:07:04,87
2	268	VANHERREWEGE THIMON	BELGIUM	00:03:48,68	14.33	00:03:39,76	14.91	00:07:28,44
3	265	ELSE TRISTAN	UNITED KINGDOM	00:03:55,93	13.89	00:03:57,02	13.82	00:07:52,95
4	261	BENDA MICHAŁ	SLOVAKIA	00:04:18,24	12.69	00:03:42,72	14.71	00:08:00,96
5	263	SAXTON ROWAN	UNITED KINGDOM	00:04:13,68	12.91	00:03:47,72	14.39	00:08:01,40
	266	BLAESS MAXIME (*)	FRANCE	00:04:42,94		DNS		DNS
	264	ŁUCZYNA SZYMON	POLAND	DNS		DNS		DNS



WYNIKI NA DZIEŃ 16.10.2011 r.

WYNIKI OFICJALNE/OFFICIAL RESULTS

Miejsce Rank	Nr start St.num	Nazwisko i imię Name	Klub / Kraj Team / Nat	Time I Czas I	Speed I Prędkosc I	Time II Czas II	Speed II Prędkosc II	Time TOTAL
	267	FORMANEK SEBASTIAN	AUSTRIA	DNS		DNS		DNS
Kategoria CANICROSS SCHOOLGIRLS - 910m								
1	269	ARIJS JULIE	BELGIUM	00:03:28,52	15.71	00:03:52,56	14.09	00:07:21,08
2	274	MROCZKOWSKA MALWINA	POLAND	00:04:01,57	13.56	00:03:40,38	14.87	00:07:41,95
3	272	VAN OOST LOUCKA	BELGIUM	00:03:57,24	13.81	00:03:59,43	13.68	00:07:56,67
4	270	RIKALINA IRINA (*)	RUSSIAN FEDERATION	00:04:32,16	12.04	00:03:44,81	14.57	00:08:16,97
5	275	MEISSNER ANJA (*)	SWITZERLAND	00:04:19,09	12.64	00:05:21,44	10.19	00:09:40,53
6	271	KITA DOROTA	POLAND	00:04:56,45	11.05	00:06:11,28	8.82	00:11:07,73
7	129	KOSIELSKA LAURA	POLAND	00:06:01,39	9.06	00:06:35,41	8.29	00:12:36,80
8	279	CZUB WIKTORIA (*)	POLAND	00:06:00,90	9.08	00:06:38,91	8.21	00:12:39,81
	273	ALTHOFF KATJA	AUSTRIA	DNS		DNS		DNS

2011-10-15:

- nr 270 - PENALITY 1 min Chapter 27 Equipment
- nr 266 - PENALITY 1 min Chapter 27 Equipment
- nr 13 - WARNING

2011-10-16:

- nr 275 - PENALITY 1 min Chapter 27 Equipment
- nr 279 - PENALITY 1 min Chapter 27 Equipment
- nr 175 - WARNING for aggressive dog
- nr 270 - WARNING for aggressive dog
- nr 266 - WARNING directly to the adult, not to the child, unsportman like behaviour, aggressive behaviour, warning for next championship